


## Steps to Trust the Oculus® Enterprise Developer on iOS 10+ Devices

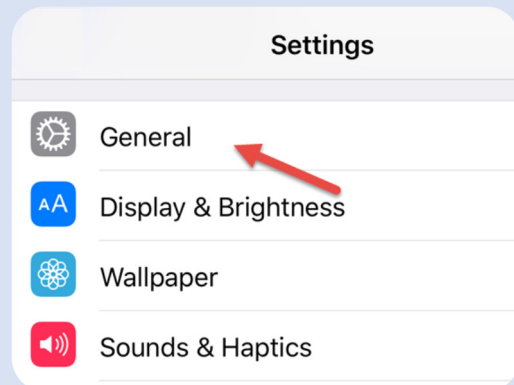
- 1) Tap “Cancel” to close the Untrusted Enterprise Developer pop up



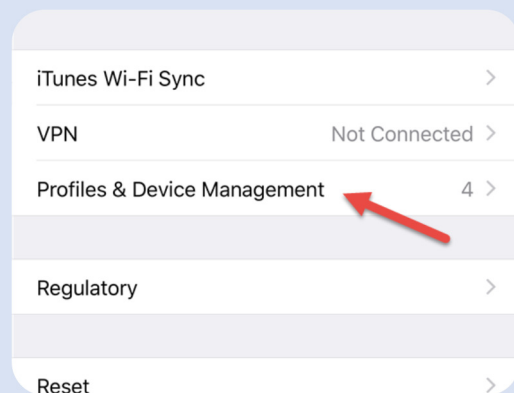
- 2) Go to Settings



- 3) Go to General

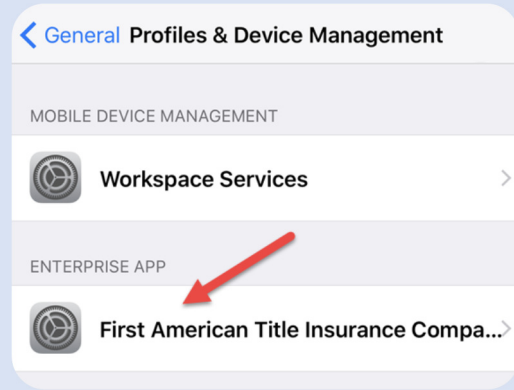


- 4) Scroll down to Profiles & Device Management

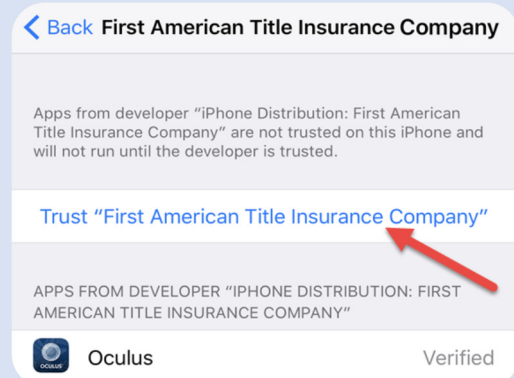


## Steps to Trust the Oculus® Enterprise Developer on iOS 10+ Devices

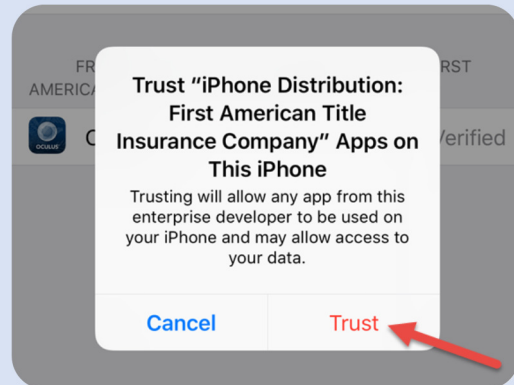
5) Find the First American Title Insurance Company Profile



6) Tap on Trust "First American Title Insurance Company"



7) Tap on Trust when the message pops up



8) Go back to Home screen and log in to Oculus®

